


South Shore Camera Club of NY

We focus on the fine points of photography

The Shutterbug Monthly

From the President... Gary Meyer



I can't believe this is already our third issue of the monthly newsletter and I just typed January 2025. Response to our request for member contributions has been overwhelming. We keep receiving photographs from outings and trips, poems with accompanying photographs and technical advice columns with valuable tips on how to accomplish specific results as well as improving our overall photographic experience and finished product. As a result, the publication keeps growing each month, which is fantastic. I am awed by the level of talent and experience possessed by the members of the SSCC and it's gratifying to see how Steve and Stu have helped make this newsletter convey that to our members.

Some recent highlights at SSCC have been our annual holiday party. It was very well attended, and everyone enjoyed the festivities. Our special live presentation was an informative guided photographic tour of Nazareth in Israel by Ellery Samuels. It was especially timely at this time of year with the holidays coming. We had time remaining and with the wealth of knowledge available, took advantage of some instructional videos covering elementary tips on the basics. What amazes me is that we probably all know the information covered, but often we forget it and a quick refresher can reawaken your outlook when you go shooting.

Steve has presentations scheduled by prominent outside presenters and club members. All promise to be interesting and informative.

Finally, congratulations to Meghan and Stu for winning the Town of Hempstead Calendar contest for 2025. Their achievements once again highlight the incredible talent within our membership.

Wishing everyone a happy and healthy holiday season and a wonderful new year.

JUST A LITTLE NOTE TO OUR MEMBERS

Our newsletter will only be as good as we make it... we need all to contribute to it.

Send all suggestions, stories and helpful hints to either

Stuart Konecky (stuart.konecky@gmail.com)

or Steve Friedman (steve@PhotosBySMF.com)



Featured Photographer: George Cutler

Interview by Stuart Konecky

1. What sparked your passion for photography? I developed a passion for photography when I needed a new experience of learning. This happened after my involvement with the theatre club "Amateur Comedy Club". Due to health problems, I couldn't participate in three major plays a year, which left me feeling unoccupied. I was somewhat familiar with photography from making many videos and doing a lot of editing.
2. How and when did you join the SSCC? My friend Domenick Creaco, who was part of our Friday Lunch Club, frequently showed me his photos and talked about photography. He invited me to join the SSCC, and I was eager to try something new. I joined the club about three years ago and bought my first camera, the Sony 6400. I went out shooting, installed Photoshop on my computer, and was amazed by what I could do with the photos I took. As I progressed, I bought a 100 to 400 mm lens to capture birds in mid-air. Wow! I was hooked.
3. Do you have a favorite type of photography or a signature style? After upgrading to a Sony A7 IV and acquiring a few more lenses and a printer, I was deeply immersed in photography and enjoying every bit of it. I have tried almost every type of photography, each new and exciting to me. I entered competitions and received surprisingly good scores, which was another amazement to me.
4. Which cameras and lenses do you like? I enjoy using my Sony A7 IV and a lens ranging from 70 mm to 180 mm with a 2.8 f-stop. It's fairly light and allows me to capture great images. While I can't get distant shots, if I'm close enough, I get amazing images.
5. How do you approach post-processing your images? When I look at an image I've taken, it must convey something to me. Post-processing allows me to enhance whatever is in the picture, which gives me an advantage. Sometimes, if I'm lucky, I don't have to do anything to the image, meaning I captured the shot perfectly while concentrating on what I was shooting at the time.
6. What advice would you give to new photographers? The advice I give to new photographers, which I am still learning myself, is to shoot, shoot, shoot, and enter competitions to get critiqued and learn the basics. The more you practice, the better you get. Don't be afraid of making mistakes; they are essential for progress in photography.

*Life is like a camera
Just focus on the important things and capture the good times.*

*Develop from a negative, and if things don't work out
Take another shot!!!*

Jordan Meyers

Why join the camera club? ...Funny you would ask that!

As much as I hate to admit it, I'm not a joiner. I did join my local JCC for its gym and discussion groups. In a large meeting room, there is a display of photographs put up there by a photography club that meets there as well. I was interested in the work they hung because photography was my vocation, avocation and art. OK, so I have a rather one track mind. A plaque said it was the work of the South Shore Camera Club and gave the time they met. It was worth checking out.

I went to a meeting and was warmly welcomed by a group of really nice people who just happened to be photographers. Hay, it happens. I remembered that I was a member of this club back in 1980. At that time they met someplace else when I was more of a joiner then. Small world, huh. Well, I showed up with some samples of my photographs that I'm doing these days. I was welcomed by like minded, friendly people who really liked to talk. After a meeting or two I was asked to join, and I did. Who wudda' thought.

Being a member and sharing photo talks with other members, swapping war stories, ideas and how they solved problems in order to get that great image, that put the photographer into the happy place is both fun and a learning experience and worth the price of admittance.

What adds sparkle to being a member is the social side, making new friends, as we get together for our Friday lunches and a trip out to a diner after the meetings, for a snack and shooting the after meeting breeze.

Between the practice and art of photography and the social side, being a member of the South Shore Camera Club is both a learning and fun experience.

So, come on down! The water is fine and you could learn to swim and give lessons.

THE TRADING POST *Buy, sell or trade your photo equipment* Email: steve@PhotosBySMF.com

Olympus OM-D E-M1II body with power grip,
batteries and charger - Like new with boxes
\$650.00 Steve 516.379.7912

Olympus 40-150 2.8 Pro lens w/ 2x converter,
and B+W filter - Like new with boxes
\$1100.00 Steve 516.379.7912

SAVE \$150.00
BUY BOTH FOR ONLY
\$1600.00







**If you have an item(s) that you would like to sell, trade or are
looking for. Email steve@photosbysmf.com**

Disclaimer: The South Shore Camera Club is not responsible for any transactions made through The Shutterbug Monthly newsletter. All buyers, sellers, and traders are encouraged to exercise due diligence and conduct transactions at their own risk. The club does not endorse or guarantee any products or services listed in The Trading Post column.

THE NINER

A COLLECTION OF PHOTOS THAT RECEIVED A 9 IN LAST MONTH'S COMPETITION



Check the club website to see all of the other photos entered this month



© Meghan Clifford



© Meghan Clifford



Carole Meyers



© Gary Meyer



© Stuart N Konecky



© Ellery Samuels



© Carole Meyers



© Stuart N Konecky



© Domenick Creaco



© Carole Meyers



© Domenick Creaco



© Domenick Creaco



© Domenick Creaco

Check the club website to see all of the other photos entered this month

How I did that... A lonely runner

Steven Friedman

This photo was created using Topaz Adjust filters and the magnetic lasso, curves and Topaz Denoise. The settings I generally use with the magnetic lasso are: feather0, check anti-alias, width 3px, contrast 55% and frequency 57.



1- The original photo





2- The first thing I did was to crop the photo



3- I selected the sky with the magnetic lasso Using Topaz adjust – I selected a preset named Specify with the default setting



4- Next came the water. After selecting it I used the Dramatic default setting




5- I noticed that the runner was a little dark, I selected him and using the curves tool, located under Image/adjustments, I lightened him up a little.



6- Lastly I used Topaz denoise to lessen some noise I notice in the sky

Wonderful place for a trip Elizabeth Morton Wildlife Refuge

By Ellen Lee



Elizabeth Morton Wildlife Refuge in Sag Harbor is a magical place. If you want to photograph nature, birds, and wild animals up close, it is one of the best places on Long Island. Here you can observe nature and have wild birds actually land in your hands. Morton is a treasure, beautiful in every season but particularly in winter. The birds are always active but in winter they are amazing. You will never see so many bright red cardinals in one place at one time. On any given day, you may see deer walking around, wild turkeys who are not the least bit afraid of you, squirrels, rabbits, nuthatches, blue jays, and many other species, who will literally greet you at the entrance. It's quite a spectacle. But it's the chickadees, greeting you with a chorus of buzzing chirps, asking "What do you have for me to eat," landing upon your outstretched hand to grab a sunflower seed and then fly back to a branch, proceed to crack it open and gobble it up that is pure joy.

The Preserve also contains a nature trail that passes through the upland forest, the fields, and winds up down by the bay beach. Whether you have never been, or have visited Morton many times pack up your camera gear and go This trip will not disappoint you.

Field trip to Lancaster PA

By Jordan Meyers



Recently, Andrea suggested we visit Lancaster Pa and take photographs of the Amish. We agreed to make a 3-day field trip. The idea that the Amish do not like to be photographed is not true. We did not have any trouble photographing.

The autumn season which is after the harvest is the ideal time to visit. Harvesting for the most part is over, and the people are more relaxed and friendly. It is the time for partying and getting married. We drove On Route 30 which cuts right through this beautiful and amazing. Amish farmland. During this time, we photographed farmhouses, silos, and the farm machinery that the farmers use every day. The people, the autumn colors and buggies produce some great images I recommend this trip for our camera club and Andrea, Carole and myself are looking forward to showing some of our images to the club.

Guest speaker of the month (on January 15TH)


Ivan Rothman

Safari to Southern Africa

a Presentation by Ivan Rothman

Travel on safari to 4 African countries in Southern Africa – Namibia, Zambia, South Africa and Botswana - presented with an uplifting and spiritual musical theme. Included is a segment of “Hide” photography where we enter a sunken hide at the base of a watering hole for that incredible perspective of being inches above the water, at eye level with and very close to the animals.

Ivan Rothman is a physician with a 40+ year photography experience and a passion for nature and wildlife photography.



We would like to remind all members of the general rules governing our monthly photo competitions.

1. All original images must be the result of Photography. (Photography is defined as, “the result of light-on-light sensitive materials”. This includes, but not limited to, elements such as sky replacements, inserted elements or replacement elements.
 2. Images may be modified by any means, including the use of a computer.
 3. All modifications to an image must be made by, or under the direct supervision and control of the maker.
 4. Digitally generated elements or any other variety of elements not taken by the maker are prohibited.
 5. Stock photos or graphics are prohibited.
 6. Photographs of other photographs, or 2-dimensional art work (posters, magazines etc.) unless that of the maker are prohibited.
 7. Artificially generated (AI) images or AI generated image elements are prohibited, including AI generated replacement of image elements, backgrounds. etc.
 - (8) Screen captures of a computer, TV, smartphone etc., unless the original image was taken by the maker, are prohibited.
 9. Copies of other two-dimensional work are not permitted unless the work is purely incidental to your composition ie: a picture on a wall in the background.
 10. Graphic Images generated entirely using computer graphic programs are prohibited.
 11. Prints may be done by the maker in the home in a darkroom or using a digital computer printer, or by a commercial lab
 12. A member must be able to provide the original photo(s) used in creating the final image to the Executive Board if a dispute is recorded.
 - 13 All digital images and prints must have a unique title or description on them.
 - a. Titles shall be used for identification purposes only.
 - b. Titles and or any other identifying information shall not be displayed during judging.
 14. Make Ups
 - a. Any member not entering work in a given monthly competition may “make up” that competition at a later date. But no more than one make-up piece per category is permitted per month.
 - b. A make-up shall consist of 1, 2 or 3 images. No half make ups are allowed.
 - c. Every member is entitled to one make-up per season. If more than one make-up is needed, permission from the President or Vice President is required.
 - d. No make-ups can be entered at a Theme Competition.
 - e. All make ups must be marked “Make Up”
 - f. Any member joining the club in mid-season (January) may make up the previous competitions in the succeeding months if a full season’s membership has been paid. Half year membership dues will permit the member to compete only in the remaining competitions.
-
-

Our talented member, Richie Cohen, has shared some useful photo guides that we’ve posted on our website for your reference (**go to “Our Newsletters” and then “Photo Guides”**):

- ***B&W to Enhance Mood***
- ***Breaking Rule of Thirds***
- ***Fundamental Editing Checklist***

These e-books are from Photzy.com, an invaluable site for photography information. They offer many free e-books from various photographers, providing a wealth of knowledge.

Cell Phone Photography 1

By Paul Oresky

Cell phone photography has come a long way. This summer past I had taken up walking around my neighborhood for a half hour to forty minutes every morning. Of course, I took my cell phone just in case I was out walking when someone needed to contact me. It wasn't very long before I began to 'see' images which I wanted to capture – mushrooms, squirrels, birds, sky, decorations, etc. I decided, on these walks, to force myself to utilize my cell phone only. And I did.

Surprised I was at how far cell phone photography has come. No, it cannot replace a decent digital camera and lens. There are many situations that were not within the limits of the cell phone capability. However, there were so many that were!

I have a Samsung Galaxy S22 ultra pro cell phone. In the "pro" mode it provides ultra-wide, wide, telephoto, and super telephoto capabilities. I can increase the magnification to 100%, allowing for very good quality images of the moon to be captured. It also can be used as a macro lens. I'm told that there are attachable lens enhancers and that many of the editing programs are available for cell phone photography, especially for the i-phone. Apple gives classes at their store in the Roosevelt Field mall on i-phone photography.

I've submitted some of my cell phone images in our monthly competitions and they have done well. The images accompanying this article were taken with my cell phone.

These images were edited on my computer using the Google Pictures program, except for the squirrel, which was subjected to Adobe Elements 15. I still use only my cell phone on my morning walks and I have ventured into the Oceanside Marine Preserve with it recently.



From the Publisher...

Steven Friedman



As we embark on a New Year, one of my biggest wishes is for peace throughout the world. Sometimes we really don't realize how lucky we are to live in this country. We don't worry about being bombed or invaded... yes, there are shooting and killing that are unnecessary! It is still one of the best places in the world to live and raise

a family. One of my favorite expressions I use regarding my family is: *"I am a very lucky man, I was married for 20 years and had 7 off for good behavior! I just hit 33 with the second! I am a very lucky man to have had two very special women in my life."* Plus I have five kids between us and seven grand children.. from ages ten to thirty.

Along with good health at 83 I am able to enjoy my photography, bowling, dining out a few time a week and more, I Give thanks every day for my family and the lifestyle I am able to live, plus all of the friends I have.

We should all reflect on the positives in our lives every day, not just at holiday times and be thankful for all of the positive in our lives.

WISHING EVERYONE A HEALTHY AND HAPPY NEW YEAR!

THE STAFF

Officers

President:Gary Meyer
Vice President: Domenick Creaco
Secretary: Stuart Konecky
Treasurer:George Cutler

Publication

Editor: Stuart Konecky
Publisher: Steven Friedman



The End...


Stuart Konecky, Editor

As we celebrate our third issue of The Shutterbug Monthly, I'm delighted to see how our newsletter continues to thrive, thanks to the unwavering support and contributions from our talented members. Your enthusiasm and dedication are the heart and soul of this publication.



As Gary has mentioned, I'm one of the winners of the Town of Hempstead Calendar Contest for 2025. I owe a debt of gratitude to you, members of the SSCC, for helping me develop my photography skills during the past year. Your photographs are truly amazing and inspiring. Thank you.

Looking ahead to 2025, we are excited to continue this journey together, bringing more inspiring content and showcasing the incredible creativity within our community.



In memory of Max... he is missed!
Steve Friedman